

List of countries by firearm-related death rate







From Wikipedia, the free encyclopedia


















This is a historical list of countries by firearm-related death-rate per 100,000 population in one year.


Contents


















- 1 List of countries
- 2 Sources
- 3 See also
- 4 References
- 5 Bibliography




List of countries

Country	Total firearm-related death rate	Homicides	Suicides	Unintentional deaths	Year	Sources and notes
 South Africa	74.57	74.57	NA	NA	2000	UNODC 2000 ^[1]
 Colombia	51.77	51.77	NA	NA	2000	UNODC 2000 ^[1]
 Guatemala	18.05	18.05	NA	NA	2000	UNODC 2000 ^[1]
 United States	15.22	7.07	7.35	0.59	1993	Krug 1998 ^[2]
 Brazil	14.15	10.58	0.73	0.28	1993	Krug 1998 ^[2]
 Estonia	12.74	8.07	3.13	0.93	1994	Krug 1998 ^[2]

 Estonia	12.71	9.97	3.13	0.93	1994	1998 ^[2]
 Mexico	12.07	9.88	0.91	1.27	1994	Krug 1998 ^[2]
 Philippines	9.46	9.46	NA	NA	2002	UNODC 2002 ^[3]
 Argentina	9.19	2.11	3.05	0.32	1994	Krug 1998 ^[2]
 Paraguay	7.35	7.35	NA	NA	2000	UNODC 2000 ^[1]
 Finland	6.86	0.86	5.78	0.12	1994	Krug 1998 ^[2]
 Northern Ireland	6.82	5.24	1.34	0.12	1994	Krug 1998 ^[2]
 Switzerland	6.4	0.58	5.61	0.13	1994	Krug 1998 ^[2]
 France	6.35	0.44	5.14	0.11	1994	Krug 1998 ^[2]
 Canada	4.78	0.76	3.72	0.22	1992	Krug 1998 ^[2]
 Zimbabwe	4.75	4.75	NA	NA	2000	UNODC 2000 ^[1]
 Austria	4.56	0.42	4.06	0.05	1994	Krug 1998 ^[2]
 Norway	4.39	0.3	3.95	0.12	1993	Krug 1998 ^[2]
 Portugal	3.72	1.28	1.28	0.21	1994	Krug 1998 ^[2]
 Belgium	3.48	0.6	2.56	0.06	1990	Krug 1998 ^[2]
 Costa Rica	3.32	3.32	NA	NA	2002	UNODC 2002 ^[3]
 Uruguay	3.24	3.24	NA	NA	2002	UNODC 2002 ^[3]

 Slovenia	3.07	0.35	2.51	0.2	1994	Krug 1998 ^[2]
 Barbados	3	3	NA	NA	2000	UNODC 2000 ^[1]
 Israel	3	0.72	1.84	0.13	1993	Krug 1998 ^[2]
 Italy	2.95	1.66	1.11	0.11	1992	Krug 1998 ^[2]
 Australia	2.94	0.44	2.35	0.11	1994	Krug 1998 ^[2]
 New Zealand	2.66	0.17	2.14	0.09	1993	Krug 1998 ^[2]
 Denmark	2.6	0.23	2.25	0.04	1993	Krug 1998 ^[2]
 Sweden	2.36	0.18	2.09	0.03	1993	Krug 1998 ^[2]
 Slovakia	2.17	2.17	NA	NA	2000	UNODC 2000 ^[1]
 Czech Republic	1.77	1.77	NA	NA	2002	UNODC 2002 ^[3]
 Germany	1.57	0.22	1.17	0.04	1994	Krug 1998 ^[2]
 Greece	1.5	0.59	0.84	0.04	1994	Krug 1998 ^[2]
 Azerbaijan	1.47	1.47	NA	NA	2002	UNODC 2002 ^[3]
 Republic of Macedonia	1.28	1.28	NA	NA	2000	UNODC 2000 ^[1]
 Kuwait	1.25	0.36	0.06	0	1995	Krug 1998 ^[2]
 Hungary	1.21	0.23	0.88	0.09	1994	Krug 1998 ^[2]
 Ireland	1.21	0.03	0.94	0.11	1991	Krug 1998 ^[2]

 Latvia	1.2	1.2	NA	NA	2002	UNODC 2002 ^[3]
 India	0.93	0.93	NA	NA	2000	UNODC 2000 ^[1]
 Spain	0.9	0.21	0.43	0.25	1993	Krug 1998 ^[2]
 Bulgaria	0.77	0.77	NA	NA	2000	UNODC 2000 ^[1]
 Netherlands	0.7	0.36	0.31	0.01	1994	Krug 1998 ^[2]
 Scotland	0.58	0.19	0.33	0.02	1994	Krug 1998 ^[2]
 Moldova	0.47	0.47	NA	NA	2002	UNODC 2002 ^[3]
 Lithuania	0.46	0.46	NA	NA	2002	UNODC 2002 ^[3]
 Taiwan	0.42	0.15	0.12	0.11	1994	Krug 1998 ^[2]
 Belarus	0.38	0.38	NA	NA	2002	UNODC 2002 ^[3]
 Ukraine	0.35	0.35	NA	NA	2000	UNODC 2000 ^[1]
 Poland	0.29	0.29	NA	NA	2002	UNODC 2002 ^[3]
 England/ Wales	0.46 ^[2] 0.38	0.07 ^[2] 0.15	0.33 ^[2] 0.2	0.01 ^[2] 0.03		
 Singapore	0.24	0.07	0.17	0	1994	Krug 1998 ^[2]
 Hong Kong	0.19	0.12	0.07	0	1993	Krug 1998 ^[2]
 Mauritius	0.19	0	0.09	0.09	1993	Krug 1998 ^[2]
 Qatar	0.18	0.18	NA	NA	2000	UNODC 2000 ^[1]

 South Korea	0.13	0.04	0.02	0.05	1994	Krug 1998 ^[2]
 Japan	0.07	0.02	0.04	0	1994	Krug 1998 ^[2]
 Chile	0.06	0.06	NA	NA	2002	UNODC 2002 ^[3]

Sources

- (Krug 1998) EG Krug, KE Powell and LL Dahlberg. "Firearm-related deaths in the United States and 35 other high- and upper-middle-income countries.", *International Journal of Epidemiology* 1998. ^[2] Statistics among 36 countries between 1990 and 1995.
- (UNODC 2002) *The Eighth United Nations Survey on Crime Trends and the Operations of Criminal Justice Systems (2001 - 2002)*. United Nations Office on Drugs and Crime 2005.^[3] This report provides more updated information on homicide by firearms, but not on suicide by firearms.
- (UNODC 2000) *The Seventh United Nations Survey on Crime Trends and the Operations of Criminal Justice Systems (1998 - 2000)*. United Nations Office on Drugs and Crime 2002.^[1] This report provides more updated information on homicide by firearms, but not on suicide by firearms.
- (Barrow 2000) Greg Barrow. "SA gun deaths rise", BBC, 2000-02-15.^[4]
- (Kaiser 2004) Deaths Due to Injury by Firearms per 100,000 Population, 2004. StateHealthFacts.org, 2008-04-08 ^[5]
- (GunCite 2008) International Homicide Comparisons. GunCite.com, 2008-04-08 ^[6]

The figures are based mainly on surveys and reports by government agencies and subject to their reliability. In addition, the figures may vary significantly over the years due to changes in crime rate trend. The death rate is also sensitive to fluctuation if the absolute number of incidents is small and for countries with relatively small population such as Mauritius and Singapore

See also

References

- ¹ [^] *a b c d e f g h i j k l m* "The Seventh United Nations Survey on Crime Trends and the Operations of

Criminal Justice Systems (1998 - 2000)"

(http://web.archive.org/web/20061104194222/http://www.unodc.org/unodc/crime_cicp_survey_seventh.html) . United Nations Office on Drugs and Crime (UNODC). Archived from the original (http://www.unodc.org/unodc/crime_cicp_survey_seventh.html) on 2006-11-04.

http://web.archive.org/web/20061104194222/http://www.unodc.org/unodc/crime_cicp_survey_seventh.html. Retrieved 2006-11-08.

2. [^] *a b c d e f g h i j k l m n o p q r s t u v w x y z a a a b a c a d a e a f a g a h a i a j a k a l a m a n* EG Krug, KE Powell and LL Dahlberg. "Firearm-related deaths in the United States and 35 other high- and upper-middle-income countries." (<http://ije.oxfordjournals.org/cgi/reprint/27/2/214.pdf>) . International Journal of Epidemiology 1998;27:214-221. <http://ije.oxfordjournals.org/cgi/reprint/27/2/214.pdf>.
3. [^] *a b c d e f g h i j k l* "The Eighth United Nations Survey on Crime Trends and the Operations of Criminal Justice Systems (2001 - 2002)" (<http://www.unodc.org/unodc/en/data-and-analysis/Eighth-United-Nations-Survey-on-Crime-Trends-and-the-Operations-of-Criminal-Justice-Systems.html>) . United Nations Office on Drugs and Crime (UNODC). <http://www.unodc.org/unodc/en/data-and-analysis/Eighth-United-Nations-Survey-on-Crime-Trends-and-the-Operations-of-Criminal-Justice-Systems.html>. Retrieved 2008-05-09.
4. [^] Greg Barrow (2000-02-15). "SA gun deaths rise" (<http://news.bbc.co.uk/1/hi/world/africa/644224.stm>) . BBC. <http://news.bbc.co.uk/1/hi/world/africa/644224.stm>.
5. [^] Kaiser Family Foundation / statehealthfacts.org "Deaths Due to Injury by Firearms per 100,000 Population" (<http://www.statehealthfacts.org/comparemaptable.jsp?ind=113&cat=2>) . StateHealthFacts.org. 2008-04-08. <http://www.statehealthfacts.org/comparemaptable.jsp?ind=113&cat=2>.
6. [^] "International Homicide Comparisons" (http://www.guncite.com/gun_control_gcgvinco.html) . GunCite.com. 2008-04-08. http://www.guncite.com/gun_control_gcgvinco.html.

Bibliography

- UNODC Crime Survey 9TH ED (<http://www.unodc.org/unodc/en/data-and-analysis/Ninth-United-Nations-Survey-on-Crime-Trends-and-the-Operations-of-Criminal-Justice-Systems.html>)

Retrieved from "http://en.wikipedia.org/w/index.php?title=List_of_countries_by_firearm-related_death_rate&oldid=468004724"

Categories: Lists of countries

-
- This page was last modified on 27 December 2011 at 18:07.
 - Text is available under the Creative Commons Attribution-ShareAlike License; additional terms may apply. See Terms of use for details.
- Wikipedia® is a registered trademark of the Wikimedia Foundation, Inc., a non-profit organization.